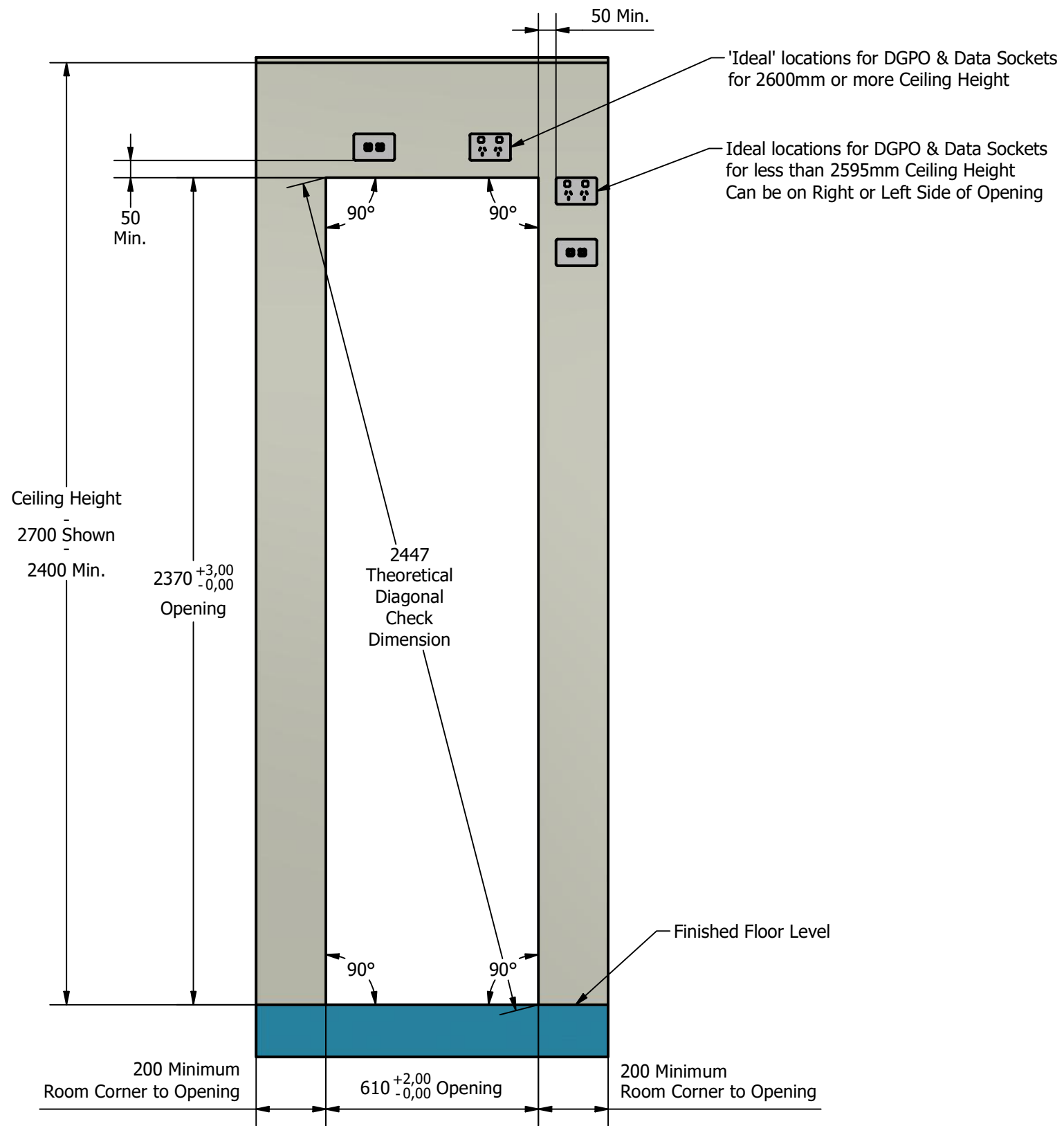


NOTES:

Opening suits a single RotaScope Cabinet with IAS Fitted. Power; Standard 240V 10A GPO/DGPO (Recommended) 'Type I' DGPO's Shown.

One each DGPO & Data Sockets (Classic & IQ).
One DGPO (Core).

50mm gap between opening & nearest part of DGPO/Data Plates to allow room for Flashings supplied with Cabinet.



TOLERANCE NOTE

LINEAR DIMENSIONS;
WHOLE DIMENSION = ±0.25mm
DIMENSION 0.0 = ±0.20mm
DIMENSION 0.00 = ±0.10mm

ANGULAR DIMENSIONS;
WHOLE DIMENSION = ±0.5°
ANGULAR 0.0° = ±0.25°

UNLESS NOTED OTHERWISE

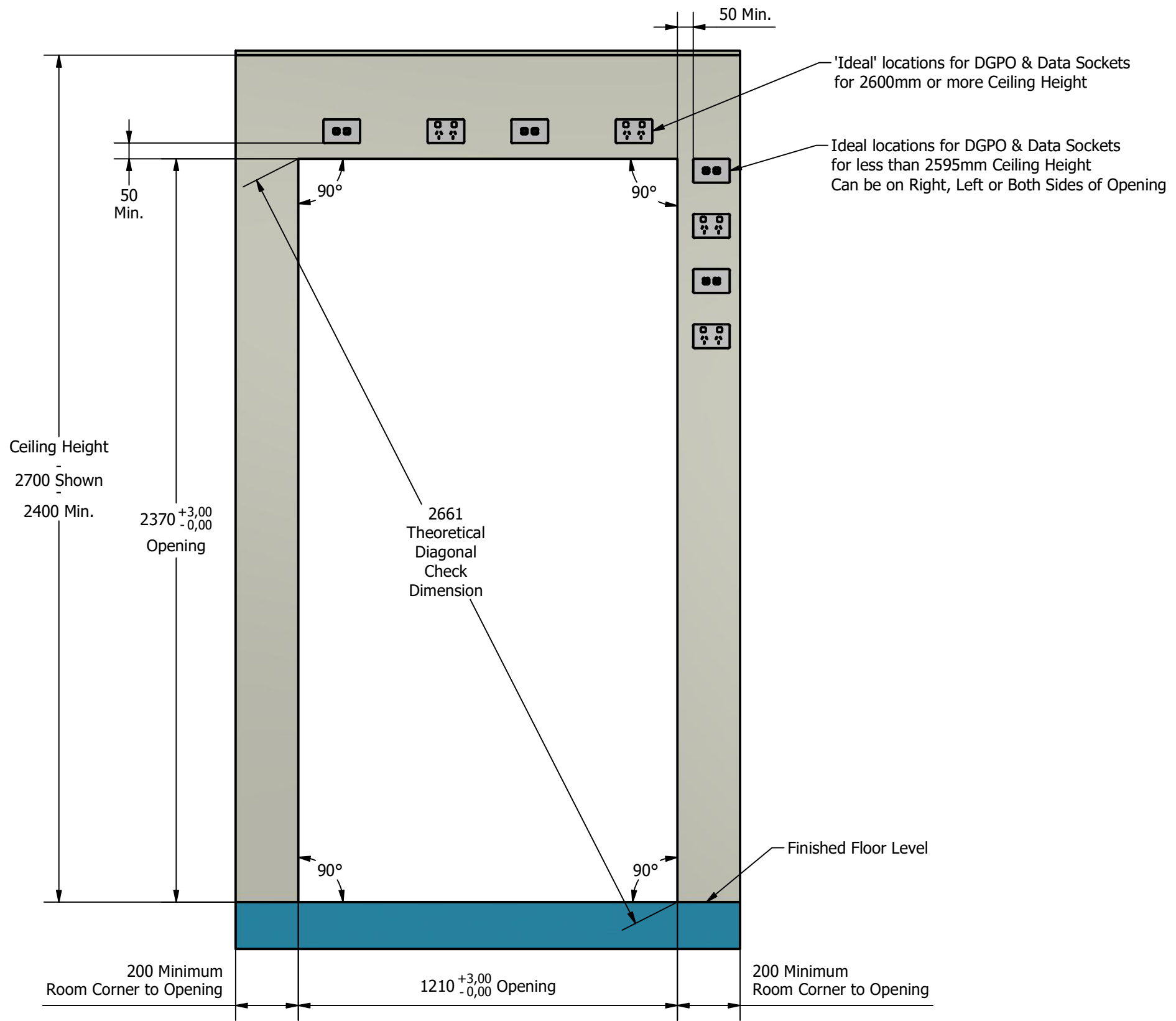
FINISHING INSTRUCTIONS: ALL EDGES & HOLES DEBURRED - NO RAW EDGES WILL BE ACCEPTED		55 Cordwell Rd YANDINA QLD 4561 Tel: 07 5478 9977 Fax: 07 5478 8854 Website: www.smartlinemedical.com		AUTHOR: Frank Grabs	DESCRIPTION: Wall Opening, Power & Data Locations - Single Pass-Through RotaScope Cabinet	TITLE: RotaScope Cabinets
WORK TO BE COMPLETED BY:	TOLERANCE NOTE:			CHECKED:	DXF FILES:	SALES ORDER / JOB ORDER / OSTENDO BOM CODE:
REVISION REQUEST:	MATERIAL:			SHEET: 1 OF 1		REVISION: A
A3	© Copyright of Smartline Medical P/L Unauthorised Duplication or Transmission in any Form is illegal & may result in Legal Action		ABN 34 119 209 611	DATE: 14/09/2021		

NOTES:

Opening suits Two RotaScope Cabinets with IAS Fitted. Power; Standard 240V 10A GPO/DGPO (Recommended) 'Type I' DGPO's Shown.

Two each of DGPO & Data Sockets (Classic & IQ). Two DGPO (Core).

50mm gap between opening & nearest part of DGPO/Data Plates to allow room for Flashings supplied with Cabinet.



TOLERANCE NOTE

LINEAR DIMENSIONS;
 WHOLE DIMENSION = ±0.25mm
 DIMENSION 0.0 = ±0.20mm
 DIMENSION 0.00 = ±0.10mm

ANGULAR DIMENSIONS;
 WHOLE DIMENSION = ±0.5°
 ANGULAR 0.0° = ±0.25°

UNLESS NOTED OTHERWISE

FINISHING INSTRUCTIONS:
ALL EDGES & HOLES DEBURRED - NO RAW EDGES WILL BE ACCEPTED

WORK TO BE COMPLETED BY: TOLERANCE NOTE:

REVISION REQUEST: MATERIAL:

LABOUR QUOTED/COMPLETED:

A3 © Copyright of Smartline Medical P/L
 Unauthorised Duplication or Transmission in any Form
 is illegal & may result in Legal Action

55 Cordwell Rd YANDINA QLD 4561
Tel: 07 5478 9977 **Fax:** 07 5478 8854
Website: www.smartlinemedical.com



AUTHOR: Frank Grabs

CHECKED:

SHEET:
1 OF 1

REVISION:
A

DATE:
14/09/2021

DESCRIPTION:
 Wall Opening, Power & Data Locations -
 Twin Pass-Through RotaScope Cabinets

DXF FILES:

TITLE:
 RotaScope Cabinets

SALES ORDER / JOB ORDER / OSTENDO BOM CODE:

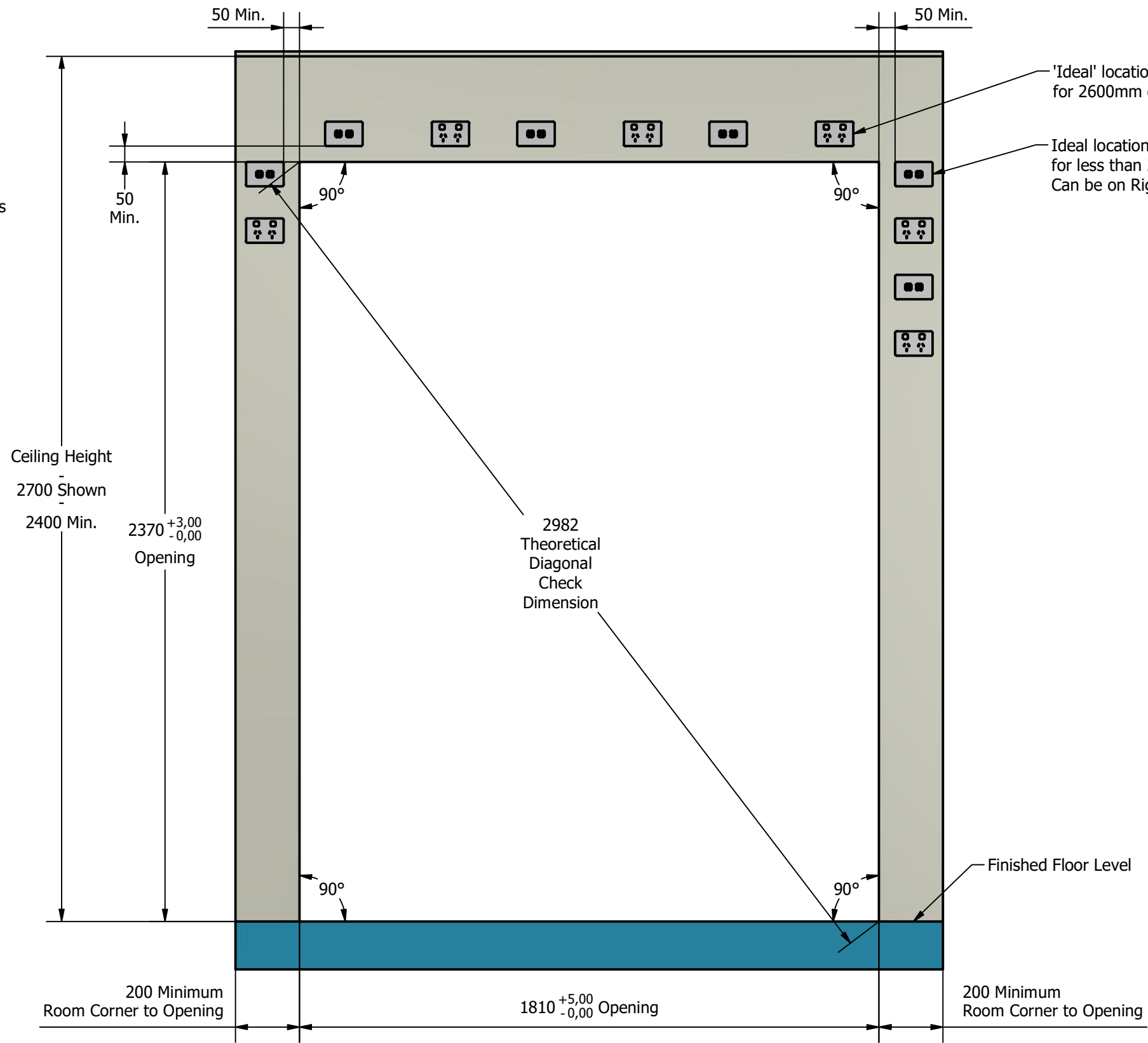
PART NUMBER:
 WallOpening Rota2

NOTES:

Opening suits Two RotaScope Cabinets with IAS Fitted. Power; Standard 240V 10A GPO/DGPO (Recommended) 'Type I' DGPO's Shown.

Three each of DGPO & Data Sockets (Classic & IQ).
Three DGPO (Core).

50mm gap between opening & nearest part of DGPO/Data Plates to allow room for Flashings supplied with Cabinet.



TOLERANCE NOTE

LINEAR DIMENSIONS;
WHOLE DIMENSION = ±0.25mm
DIMENSION 0.0 = ±0.20mm
DIMENSION 0.00 = ±0.10mm

ANGULAR DIMENSIONS;
WHOLE DIMENSION = ±0.5°
ANGULAR 0.0° = ±0.25°

UNLESS NOTED OTHERWISE

FINISHING INSTRUCTIONS: ALL EDGES & HOLES DEBURRED - NO RAW EDGES WILL BE ACCEPTED		55 Cordwell Rd YANDINA QLD 4561 Tel: 07 5478 9977 Fax: 07 5478 8854 Website: www.smartlinemedical.com		AUTHOR: Frank Grabs	DESCRIPTION: Wall Opening, Power & Data Locations - Triple Pass-Through RotaScope Cabinets	TITLE: RotaScope Cabinets
WORK TO BE COMPLETED BY:	TOLERANCE NOTE:			CHECKED:	DXF FILES:	SALES ORDER / JOB ORDER / OSTENDO BOM CODE:
REVISION REQUEST:	MATERIAL:			SHEET: 1 OF 1		REVISION: A
A3	© Copyright of Smartline Medical P/L Unauthorised Duplication or Transmission in any Form is illegal & may result in Legal Action		ABN 34 119 209 611	DATE: 14/09/2021		